

## LOCATED PROJECTS SUMMARY

Through December 2020, DPP has successfully supported 27 projects in Delaware, including companies new to Delaware and expansions at existing Delaware companies.

27

Located Projects

2,915

New Jobs

1,139

Retained Jobs

\$721M

Capital Investment

Source: Delaware Prosperity Partnership

\*Note: Data as of December 31, 2020. Located projects are announced expansions or relocations to Delaware supported by DPP.

## LOCATED PROJECTS

*Located projects are announced expansions or relocations to Delaware supported by DPP*

Company	Sector	Date	Market Presence	New Jobs	Retained Jobs	Capital Investment
Four M Investments	Manufacturing & Logistics	December 2020	New to Market	159	-	\$91,000,000
Shoreline Vinyl	Manufacturing & Logistics	September 2020	New to Market	60	-	\$17,200,000
Coldwater Capital	Manufacturing & Logistics	July 2020	New to Market	10	-	\$6,000,000
Barclays	Business & Financial Services	June 2020	Expansion	323	-	\$6,900,000
Amazon	Manufacturing & Logistics	May 2020	Expansion	1,000	-	\$50,000,000
Dermody Properties	Manufacturing & Logistics	May 2020	New to Market	-	-	\$250,000,000
AgroRefiner	Food & Agriculture	May 2020	New to Market	11	-	\$2,000,000
Ameribulk Transport	Manufacturing & Logistics	April 2020	New to Market	18	-	-
Farmers of Salem	Business & Financial Services	January 2020	New to Market	57	-	\$5,600,000
Momentum Logistics	Manufacturing & Logistics	January 2020	New to Market	30	-	-
Incyte	Science & Technology	December 2019	Expansion	220	-	-
Carvertise	Business & Financial Services	December 2019	Expansion	50	-	-
Prelude Therapeutics	Science & Technology	October 2019	Expansion & Retention	49	32	\$5,000,000
NorthPoint Development	Manufacturing & Logistics	September 2019	New to Market	-	-	\$136,000,000

# DPP Projects Report

December 2020



## LOCATED PROJECTS

Located projects are announced expansions or relocations to Delaware supported by DPP

Company	Sector	Date	Market Presence	New Jobs	Retained Jobs	Capital Investment
FMC (2019)	Science & Technology	June 2019	Expansion	13	-	\$50,000,000
PayAll	Business & Financial Services	April 2019	New to Market	3	-	-
Wilmington PharmaTech	Science & Technology	February 2019	Expansion & Retention	139	37	\$18,000,000
Marlette Funding	Business & Financial Services	December 2018	Expansion & Retention	232	121	\$7,500,000
JustFoodForDogs	Food & Agriculture	November 2018	New to Market	50	-	\$2,000,000
Colfax	Manufacturing & Logistics	October 2018	Expansion & Retention	39	11	\$1,000,000
Eastern Industrial Services	Manufacturing & Logistics	October 2018	Expansion & Retention	20	80	\$4,000,000
FMC (2018)	Science & Technology	October 2018	Expansion & Retention	64	300	-
Decorotika	Manufacturing & Logistics	September 2018	New to Market	5	-	\$50,000
Dot Foods	Food & Agriculture	August 2018	New to Market	200	-	\$35,000,000
Solenis	Science & Technology	August 2018	Expansion & Retention	92	323	\$27,835,000
Ashland	Science & Technology	August 2018	Expansion & Retention	12	235	-
Adesis	Science & Technology	July 2018	Expansion	59	-	\$5,000,000

## MONTHLY SUMMARY | DPP ACTIVE PROJECTS & MONTHLY FLOW

### JOBS & INVESTMENT | DPP ACTIVE PROJECTS

**62**

Active Projects

**5,060**

Potential New Jobs

**2,387**

Potential Retained  
Jobs

**7,447**

Potential New &  
Retained Jobs

**\$2.08B**

Potential Capital  
Investment

### MONTHLY PROJECT FLOW

**8**

New Projects

**1**

Located Projects\*

**3**

Closed Projects\*

Source: Delaware Prosperity Partnership

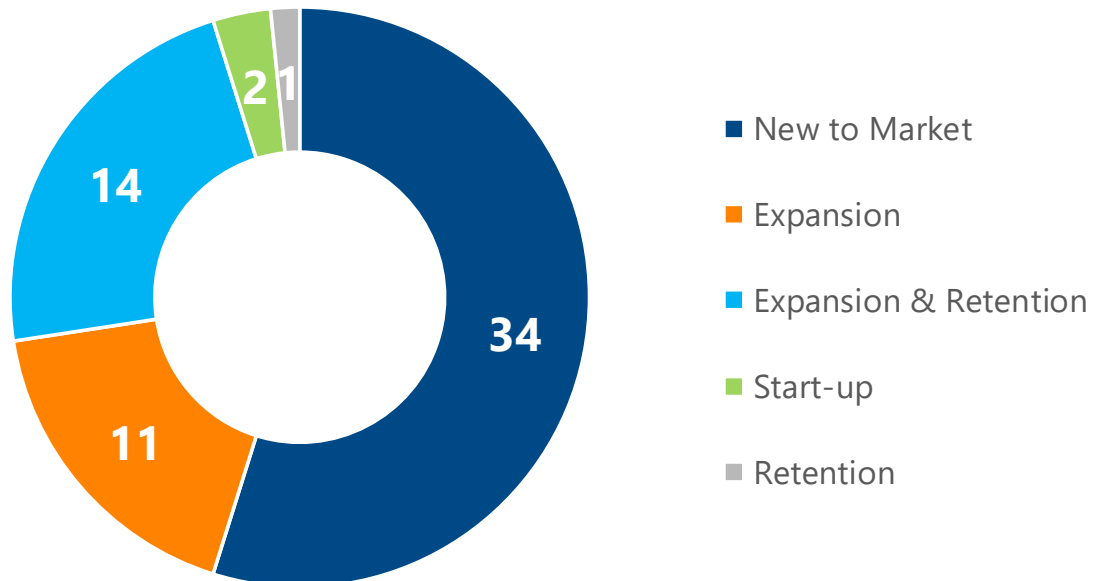
\*Note: Data as of December 31, 2020. Located projects are announced expansions or relocations to Delaware supported by DPP. Closed projects are projects for which DPP has lost contact with the company; the company is no longer seeking to expand or relocate; or the company has chosen a location outside of Delaware for its expansion or relocation.

# DPP Projects Report

December 2020



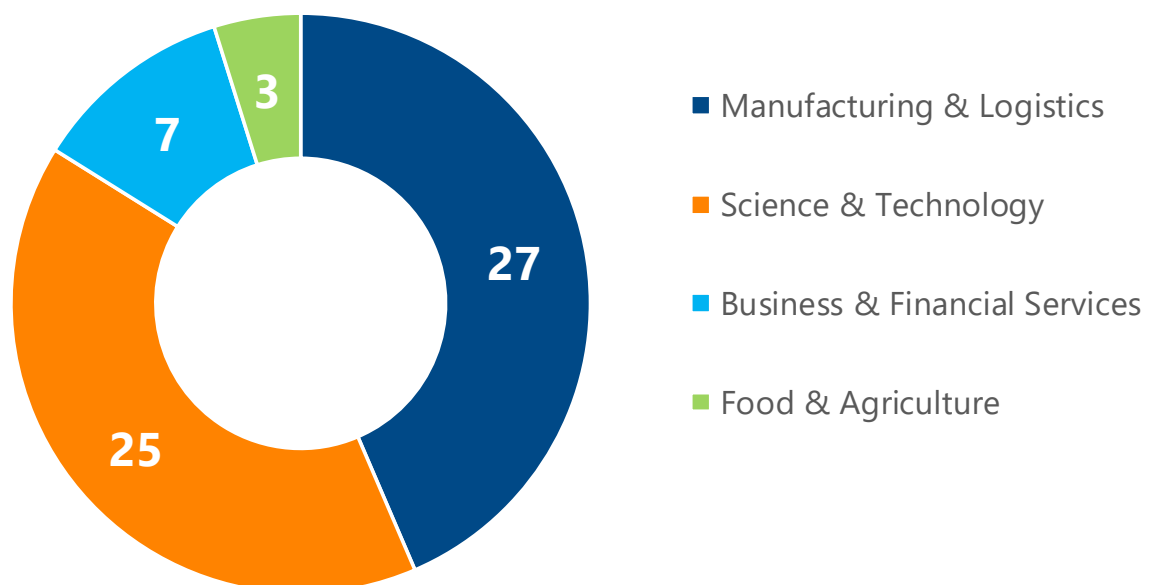
## MARKET PRESENCE | DPP ACTIVE PROJECTS



Source: Delaware Prosperity Partnership

Note: Data as of December 31, 2020

## SECTOR | DPP ACTIVE PROJECTS



Source: Delaware Prosperity Partnership

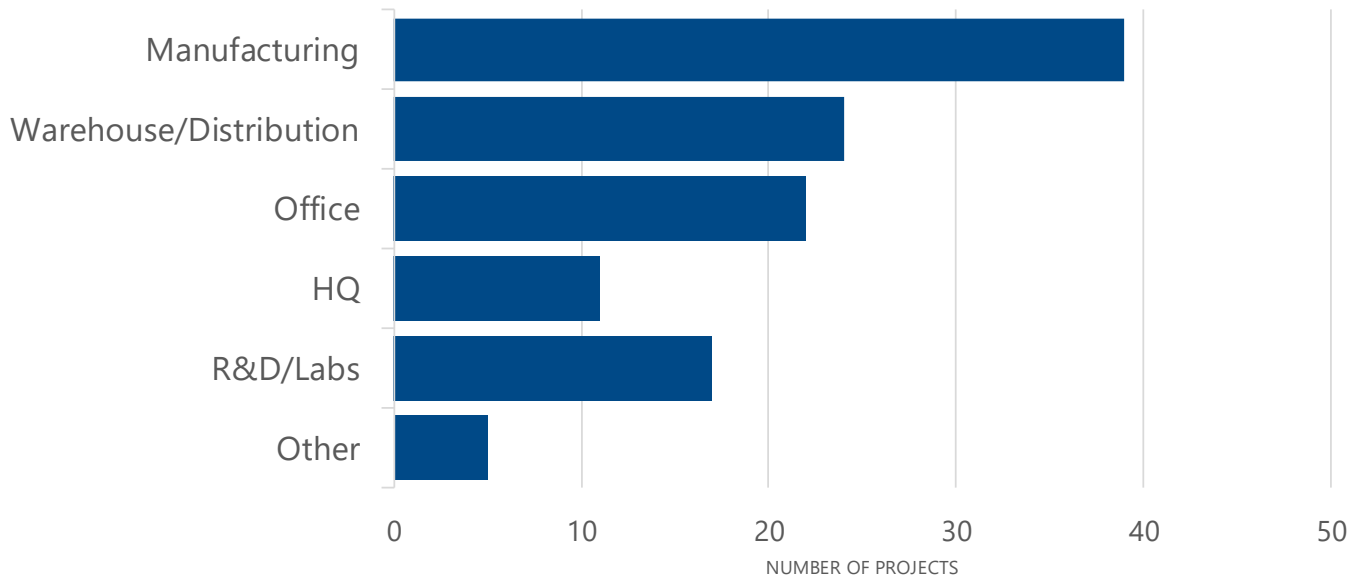
Note: Data as of December 31, 2020

# DPP Projects Report

December 2020



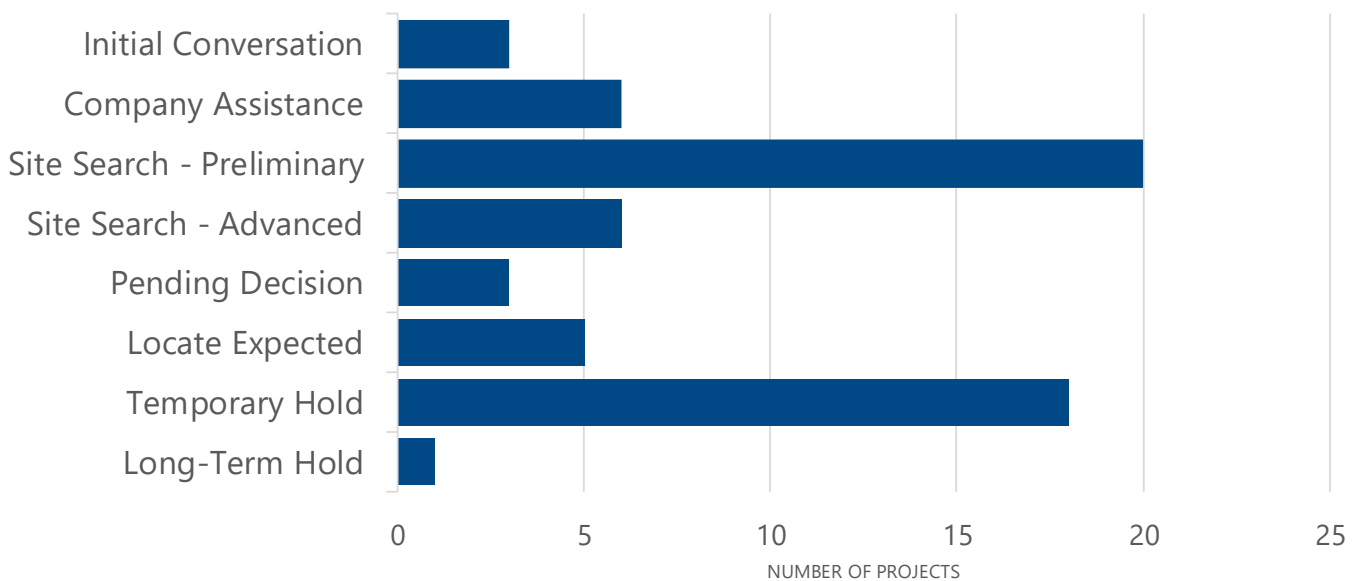
## FACILITY TYPE | DPP ACTIVE PROJECTS



Source: Delaware Prosperity Partnership

Note: Data as of December 31, 2020. Projects can include more than one facility type.

## PROJECT STAGE | DPP ACTIVE PROJECTS



Source: Delaware Prosperity Partnership

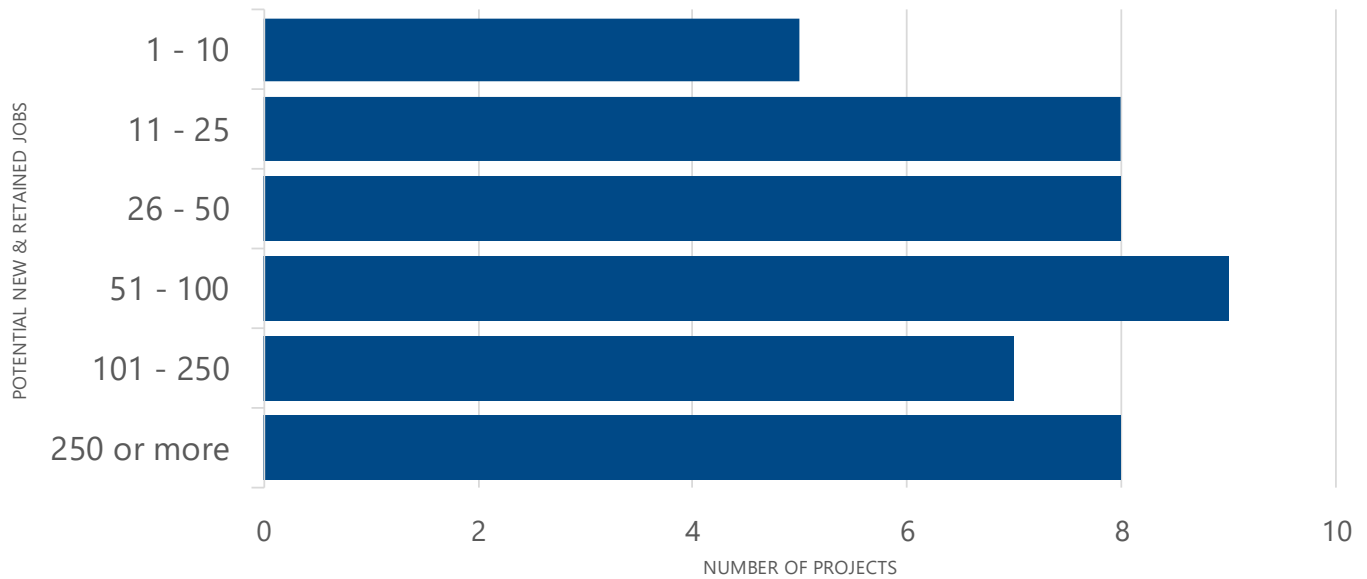
Note: Data as of December 31, 2020

# DPP Projects Report

December 2020



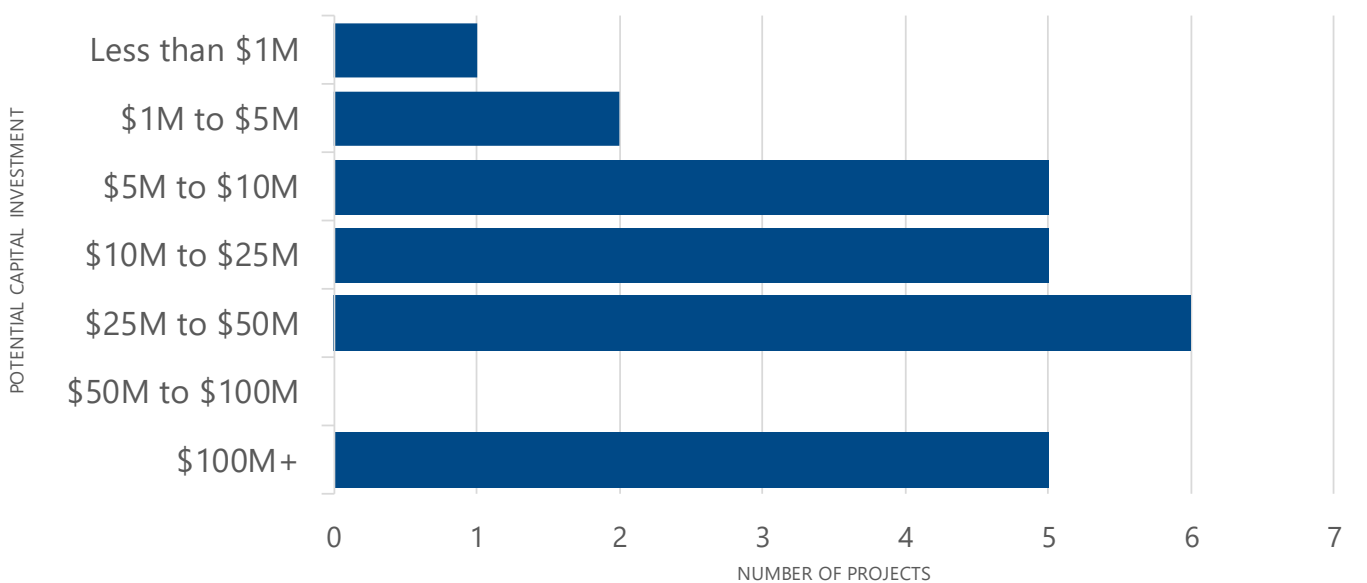
## POTENTIAL JOBS | DPP ACTIVE PROJECTS



Source: Delaware Prosperity Partnership

Note: Data as of December 31, 2020. Only includes projects for which there are job estimates.

## POTENTIAL CAPITAL INVESTMENT | DPP ACTIVE PROJECTS



Source: Delaware Prosperity Partnership

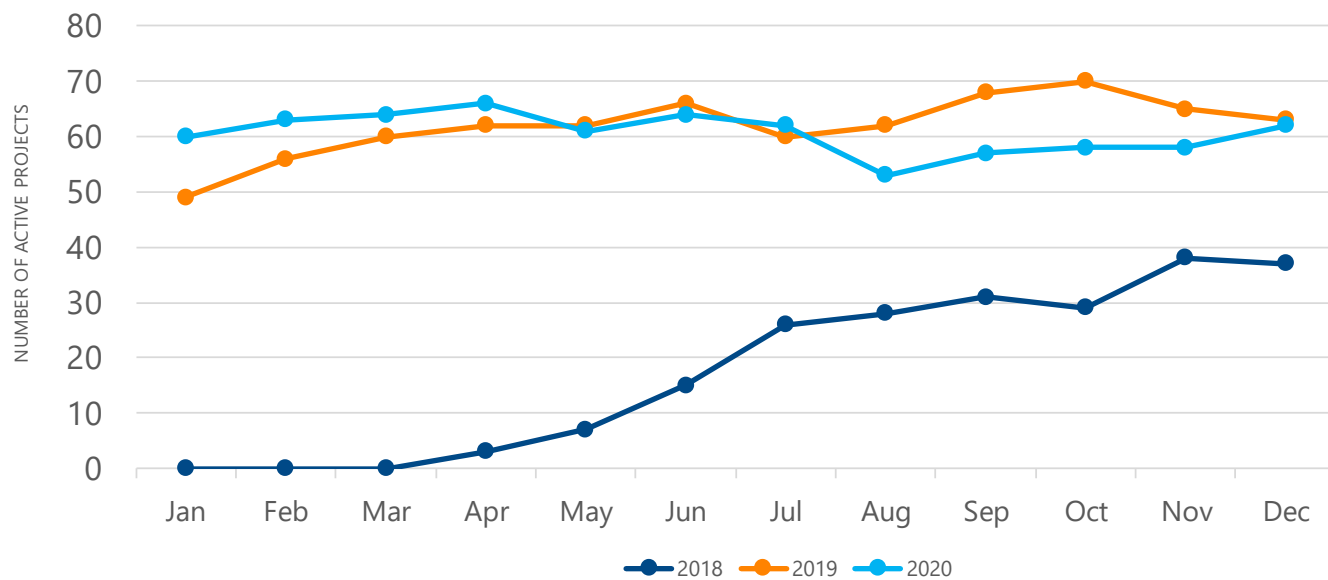
Note: Data as of December 31, 2020. Only includes projects for which there are capital investment estimates.

# DPP Projects Report

December 2020



## ACTIVE PROJECTS BY MONTH



Source: Delaware Prosperity Partnership

Note: Data as of December 31, 2020